



Digital entry panels

The Bpt range is completed by Digitha, a stainless steel entry panel that is particularly sturdy and highly functional. With Bpt's focus on making the best possible use of internal and external space, as well as the numerous features made possible by the digital pushbutton panel, Digitha offers unparalleled performance and ultra-compact design, and the sophisticated XIP digital control system is the ideal solution for residential systems. Attractive and elegant, Digitha is pleasing to the senses, with a dual finish – brushed and matt – that will delight both the eye and the touch.

Digitha: the new generation of entry panels.

Versions



Video version



Audio version



VR ELU version
video entry system



VR ELU version
audio entry system

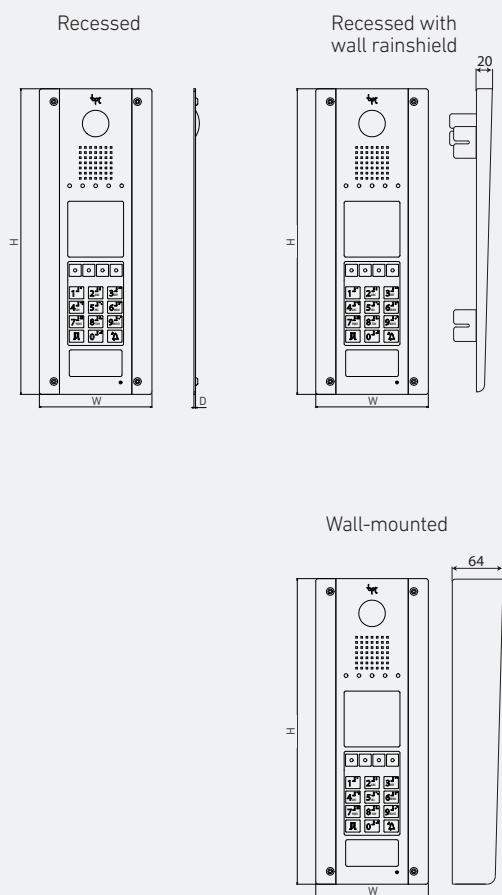


VR ME version
video entry system

COMPATIBLE SYSTEMS



Technical characteristics




Dimensions

(WxHxD) 145x363x4 mm
(WxHxD) 140x380x2 mm

wall-mounted
recessed

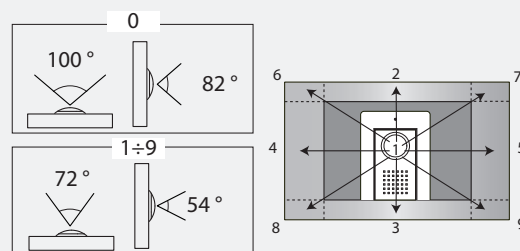
Superb video quality, day and night

The entry panels in the Digitha range feature cutting-edge technology in the form of sensors that utilize sophisticated digital image processing algorithms to give superlative video quality in any ambient conditions. In addition, the light guide system, developed jointly with the Plast Optica Research Centre (a division of FIAT's research centre), guarantees perfect night-time illumination.



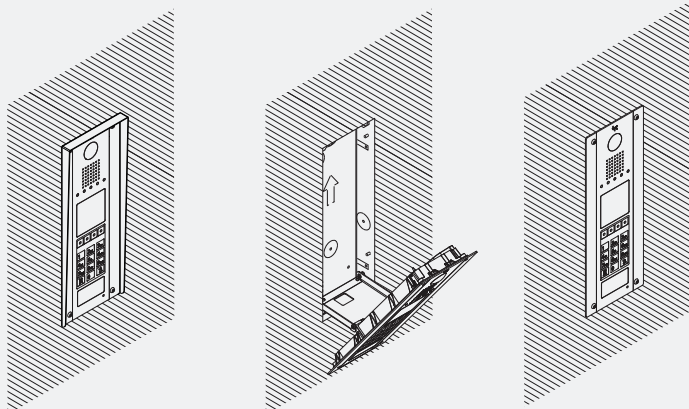
Wide viewing angle and digital adjustment of the angle of aperture

Digitha features the "wide eye" system (angle of lens aperture: 100°), which makes it possible to use the camera to display a wide field of vision (for example, from a distance of 50 cm from the entry panel, the camera can capture an image 119 cm in width and 87 cm in height). At the moment of installation of the entry panel, the horizontal angle of aperture can be reduced to as little as 72° by digitally adjusting the zoom, and the camera can be oriented in the desired direction.

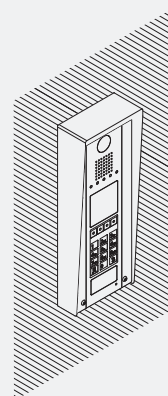


Installation

Recessed



Wall-mounted

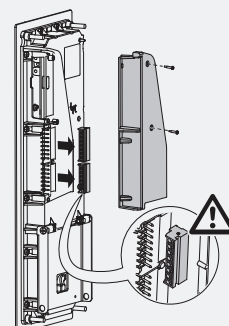


Simple, straightforward installation and wiring

Digitha can be recessed into a wall, protruding by just 2mm, or installed externally (thickness 42mm).

For the recessed version, it is necessary to use the embedding box and frame with rain cover; for the externally-mounted version, the wall-mount support is already fitted with the rain cover.

A choice of installation methods means that Digitha will blend beautifully into any architectural setting.



Components and accessories

Entry panels



Digitha VR video entry system



Digitha VR audio entry system



Digitha ELU video entry system



Digitha ELU audio entry system



Digitha ME1 video entry system

Accessories for installation



Embedding box



Frame with raincover
(only for recessed version)



Wall-mount support with rain cover

Articles and codes

ENTRY PANELS

DDC/08 VR	60080010	Audio entry panel with front plate in stainless steel. Protection rating IP54. Dimensions (WxHxD): 140x380x2 mm.	
DDVC/08 VR	62080010	Colour video entry panel with front plate in stainless steel. Protection rating IP54. Dimensions (WxHxD): 140x380x2 mm.	
DDC/08 VR ELU	60080020	Audio entry panel with front plate in electro-polished stainless steel. Protection rating IP54. Dimensions (WxHxD): 140x380x2 mm.	
DDVC/08 VR ELU	62080040	Colour video entry panel with front plate in electro-polished stainless steel. Protection rating IP54. Dimensions (WxHxD): 140x380x2 mm.	

ENTRY PANELS

DDVC/08 VR ME1	62080030	Colour video entry panel with front plate in electro-polished stainless steel. Protection rating IP54. Dimensions (WxHxD): 140x380x2 mm.	
----------------	----------	--	--

ACCESSORIES FOR INSTALLATION

DDSI VR	60090540	Embedding box in brushed stainless steel. With self-locking couplings and pre-formed push-out apertures for wiring conduits. Dimensions (WxHxD): 127x367x45 mm.	
DDCI VR	61800380	Frame with rain cover in brushed stainless steel. Only for recessed entry panels. Dimensions (WxHxD): 145x383x20 mm.	
DDSP VR	60090550	Wall-mount box in brushed stainless steel. With cable conduits, wall plugs and screws. Dimensions (WxHxD): 145x383x42 (body), x64 (frame) mm.	
DDSP VR ELU	60090690	Wall-mount box in electro-polished stainless steel. With cable conduits, wall plugs and screws. Dimensions (WxHxD): 145x383x42 (body), x64 (frame) mm.	



Bpt S.p.A. single member share company
Via Cornia, 1/b
33079 Sesto al Reghena (PN) - Italy
Ph. +39 0434.698111
Fax +39 0434.698434
www.bpt.it - info@bpt.it

BPT is a company of
CAMEGROUP

